

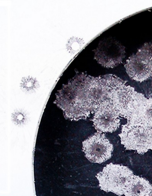
Licensed to: Langlauf- und Biathlonzen

IBU JUNIOR CUP BIATHLON SPRINT JUNIOR WOMEN 7,5 km

Obertilliach, AUSTRIA 09.12.2017 10:00

| P | 1S | 2S | 3S | 4S | 5S | ShTm | Rnk | Sht.img. | P/S | La |
|----------------------------|---------------|---------------|---------------|---------------|---------------|---------------|-----------|-----------|-----|----|
| 1 HERMANN Hanna-Michel GER | | | | | | | | | | |
| 1 | 0:20.9 | 0:04.6 | 0:04.2 | 0:04.4 | 0:03.8 | 0:43.5 | 53 | ① ● ③ ④ ⑤ | P | 3 |
| 3 | 0:10.4 | 0:05.1 | 0:06.5 | 0:05.4 | 0:10.8 | 0:45.0 | 73 | ① ● ● ● ⑤ | S | 22 |
| 4 | | | | | | 1:28.5 | 61 | | | |
| 2 JAKIELA Joanna POL | | | | | | | | | | |
| 3 | 0:21.8 | 0:02.8 | 0:07.2 | 0:03.3 | 0:04.1 | 0:46.2 | 63 | ● ● ● ④ ⑤ | P | 15 |
| 2 | 0:18.8 | 0:02.4 | 0:02.6 | 0:01.9 | 0:03.6 | 0:33.0 | 17 | ● ● ③ ④ ⑤ | S | 18 |
| 5 | | | | | | 1:19.2 | 38 | | | |
| 3 JESIPIONOK Ana LTU | | | | | | | | | | |
| 1 | 0:20.6 | 0:02.8 | 0:02.4 | 0:02.3 | 0:02.6 | 0:36.6 | 20 | ⑤ ● ③ ② ① | P | 15 |
| 1 | 0:14.0 | 0:02.3 | 0:02.1 | 0:02.0 | 0:02.3 | 0:26.7 | 3 | ⑤ ● ③ ② ① | S | 17 |
| 2 | | | | | | 1:03.3 | 4 | | | |
| 4 ZEKIC Inesa SRB | | | | | | | | | | |
| 3 | 0:21.5 | 0:04.6 | 0:04.8 | 0:02.6 | 0:02.1 | 0:42.1 | 45 | ● ● ● ④ ⑤ | P | 15 |
| 3 | 0:16.6 | 0:02.3 | 0:01.7 | 0:02.1 | 0:03.0 | 0:25.7 | 1 | ● ② ① ● ● | S | 25 |
| 6 | | | | | | 1:07.8 | 14 | | | |
| 5 KURECIC Dora CRO | | | | | | | | | | |
| 2 | 0:24.8 | 0:06.4 | 0:05.1 | 0:05.6 | 0:04.4 | 0:53.3 | 83 | ① ● ③ ④ ● | P | 14 |
| 4 | 0:22.0 | 0:05.4 | 0:05.1 | 0:04.8 | 0:05.0 | 0:48.6 | 79 | ① ● ● ● ● | S | 19 |
| 6 | | | | | | 1:41.9 | 82 | | | |
| 6 PEHLIVANSKA Lyubomir BUL | | | | | | | | | | |
| 0 | 0:23.5 | 0:05.2 | 0:05.1 | 0:05.0 | 0:05.1 | 0:48.5 | 71 | ① ② ③ ④ ⑤ | P | 13 |
| 2 | 0:23.5 | 0:04.7 | 0:04.3 | 0:04.1 | 0:05.4 | 0:46.7 | 76 | ● ④ ③ ② ● | S | 18 |
| 2 | | | | | | 1:35.2 | 75 | | | |
| 7 ABE Mariya KOR | | | | | | | | | | |
| 1 | 0:27.4 | 0:06.2 | 0:06.2 | 0:05.1 | 0:04.8 | 0:54.2 | 85 | ① ② ③ ● ⑤ | P | 11 |
| 1 | 0:19.4 | 0:05.0 | 0:04.9 | 0:05.2 | 0:04.5 | 0:43.4 | 66 | ① ② ③ ④ ● | S | 18 |
| 2 | | | | | | 1:37.6 | 79 | | | |
| 8 BRYKAILO Mariana UKR | | | | | | | | | | |
| 0 | 0:17.8 | 0:03.3 | 0:03.6 | 0:03.5 | 0:04.9 | 0:37.6 | 29 | ⑤ ④ ③ ② ① | P | 4 |
| 2 | 0:18.4 | 0:03.9 | 0:03.0 | 0:03.9 | 0:03.1 | 0:36.9 | 34 | ● ④ ● ② ① | S | 17 |
| 2 | | | | | | 1:14.5 | 29 | | | |
| 9 CSASZAR Reka ROU | | | | | | | | | | |
| 3 | 0:22.0 | 0:04.0 | 0:02.5 | 0:03.5 | 0:02.8 | 0:40.1 | 40 | ● ④ ● ② ● | P | 11 |
| 2 | 0:21.8 | 0:09.8 | 0:04.8 | 0:02.4 | 0:02.6 | 0:46.5 | 75 | ⑤ ● ③ ● ① | S | 18 |
| 5 | | | | | | 1:26.6 | 56 | | | |
| 10 SVOBODOVA Eliska CZE | | | | | | | | | | |
| 1 | 0:21.1 | 0:04.6 | 0:04.1 | 0:04.1 | 0:04.4 | 0:42.6 | 50 | ① ② ③ ● ⑤ | P | 10 |
| 3 | 0:20.8 | 0:02.9 | 0:02.7 | 0:07.5 | 0:02.7 | 0:42.0 | 59 | ● ● ● ④ ⑤ | S | 24 |
| 4 | | | | | | 1:24.6 | 54 | | | |





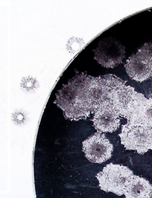
Licensed to: Langlauf- und Biathlonzen

IBU JUNIOR CUP BIATHLON SPRINT JUNIOR WOMEN 7,5 km

Obertilliach, AUSTRIA 09.12.2017 10:00

| P | 1S | 2S | 3S | 4S | 5S | ShTm | Rnk | Sht.img. | P/S | La |
|-----------------------------|---------------|---------------|---------------|---------------|---------------|---------------|-----------|----------|-----|----|
| 11 CHAUVEAU Sophie FRA | | | | | | | | | | |
| 1 | 0:18.8 | 0:05.1 | 0:06.1 | 0:05.2 | 0:05.3 | 0:45.5 | 59 | ⑤④③●① | P | 5 |
| 2 | 0:20.2 | 0:05.4 | 0:06.4 | 0:16.3 | 0:12.7 | 1:05.5 | 95 | ①③④●● | S | 16 |
| 3 | | | | | | 1:51.0 | 87 | | | |
| 12 VOIGT Vanessa GER | | | | | | | | | | |
| 1 | 0:19.1 | 0:03.6 | 0:03.2 | 0:03.1 | 0:03.6 | 0:36.6 | 21 | ①②③●⑤ | P | 3 |
| 0 | 0:23.8 | 0:03.4 | 0:06.3 | 0:04.5 | 0:03.8 | 0:46.9 | 77 | ⑤④③②① | S | 20 |
| 1 | | | | | | 1:23.5 | 50 | | | |
| 13 BODNAR Gina HUN | | | | | | | | | | |
| 2 | 0:19.3 | 0:04.0 | 0:03.4 | 0:03.3 | 0:03.5 | 0:39.4 | 38 | ③②●●⑤ | P | 15 |
| 4 | 0:17.9 | 0:05.4 | 0:06.8 | 0:03.8 | 0:04.6 | 0:42.4 | 63 | ●●③●● | S | 26 |
| 6 | | | | | | 1:21.8 | 45 | | | |
| 14 IGARASHI Misuzu JPN | | | | | | | | | | |
| 3 | 0:18.0 | 0:04.1 | 0:02.8 | 0:02.9 | 0:03.0 | 0:36.7 | 24 | ●②③●● | P | 9 |
| 3 | 0:24.6 | 0:04.0 | 0:05.2 | 0:04.7 | 0:04.6 | 0:48.0 | 78 | ●●③②● | S | 16 |
| 6 | | | | | | 1:24.7 | 55 | | | |
| 15 EGOROVA Kristina RUS | | | | | | | | | | |
| 0 | 0:16.2 | 0:03.4 | 0:03.1 | 0:02.9 | 0:02.7 | 0:33.6 | 7 | ⑤④③②① | P | 2 |
| 0 | 0:13.8 | 0:03.7 | 0:02.8 | 0:03.9 | 0:04.0 | 0:31.4 | 7 | ①②③④⑤ | S | 17 |
| 0 | | | | | | 1:05.0 | 9 | | | |
| 16 BEGUE Myrtille FRA | | | | | | | | | | |
| 0 | 0:21.0 | 0:03.9 | 0:04.2 | 0:04.3 | 0:04.5 | 0:43.6 | 55 | ⑤④③②① | P | 5 |
| 1 | 0:17.3 | 0:04.0 | 0:03.6 | 0:03.5 | 0:03.4 | 0:36.2 | 30 | ⑤●③②① | S | 18 |
| 1 | | | | | | 1:19.8 | 39 | | | |
| 17 ABDYKADYROVA Kunduz KGZ | | | | | | | | | | |
| 1 | 0:37.2 | 0:05.3 | 0:04.4 | 0:05.6 | 0:05.3 | 1:04.1 | 91 | ①②③④● | P | 11 |
| 3 | 0:33.5 | 0:04.2 | 0:04.1 | 0:08.3 | 0:06.0 | 1:03.5 | 94 | ①②●●● | S | 20 |
| 4 | | | | | | 2:07.6 | 92 | | | |
| 18 PRIBOLOVSKAJA Ksenia EST | | | | | | | | | | |
| 1 | 0:15.6 | 0:03.5 | 0:03.7 | 0:03.4 | 0:04.3 | 0:35.0 | 12 | ①②③④● | P | 12 |
| 0 | 0:13.4 | 0:03.3 | 0:03.1 | 0:05.8 | 0:09.5 | 0:40.0 | 48 | ①②③④⑤ | S | 20 |
| 1 | | | | | | 1:15.0 | 31 | | | |
| 19 LOPATIC Dajana BIH | | | | | | | | | | |
| 3 | 0:34.9 | 0:07.6 | 0:09.0 | 0:06.0 | 0:04.3 | 1:10.4 | 95 | ●●●④⑤ | P | 15 |
| 3 | | | | | | DNF | | | | |
| 20 DULAMSUREN Oyunchime MGL | | | | | | | | | | |
| 2 | 0:17.9 | 0:06.9 | 0:05.1 | 0:06.0 | 0:05.7 | 0:47.8 | 69 | ●●③④⑤ | P | 9 |
| 1 | 0:23.2 | 0:06.1 | 0:05.3 | 0:05.0 | 0:04.1 | 0:48.7 | 80 | ①②●④⑤ | S | 17 |
| 3 | | | | | | 1:36.5 | 76 | | | |





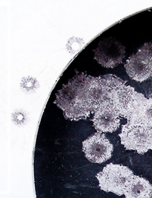
Licensed to: Langlauf- und Biathlonzen

IBU JUNIOR CUP BIATHLON SPRINT JUNIOR WOMEN 7,5 km

Obertilliach, AUSTRIA 09.12.2017 10:00

| P | 1S | 2S | 3S | 4S | 5S | ShTm | Rnk | Sht.img. | P/S | La |
|-----------------------------|---------------|---------------|---------------|---------------|---------------|--------|-----|----------|-----|----|
| 21 SÄDE Santra FIN | | | | | | | | | | |
| 0 | 0:16.4 | 0:03.0 | 0:02.9 | 0:02.8 | 0:02.9 | 0:31.4 | 3 | ⑤④③②① | P | 12 |
| 0 | 0:15.2 | 0:03.8 | 0:03.2 | 0:03.8 | 0:02.8 | 0:32.7 | 16 | ⑤④③②① | S | 21 |
| 0 | | | | | | 1:04.1 | 7 | | | |
| 22 BACHMANN Sonja Maria AUT | | | | | | | | | | |
| 0 | | | | | | | | | | |
| 23 HORVATOVA Henrieta SVK | | | | | | | | | | |
| 2 | 0:18.5 | <u>0:03.2</u> | 0:03.4 | 0:05.9 | <u>0:03.6</u> | 0:39.2 | 37 | ③●①④● | P | 14 |
| 2 | 0:20.6 | <u>0:03.2</u> | <u>0:03.7</u> | 0:05.8 | 0:03.1 | 0:40.9 | 52 | ●●①④⑤ | S | 18 |
| 4 | | | | | | 1:20.1 | 41 | | | |
| 24 NIMPITI Georgia GRE | | | | | | | | | | |
| 2 | 0:30.3 | 0:02.7 | 0:06.4 | <u>0:06.2</u> | <u>0:05.9</u> | 0:58.4 | 88 | ●●③②① | P | 13 |
| 4 | <u>0:28.0</u> | <u>0:05.6</u> | <u>0:05.0</u> | <u>0:06.1</u> | 0:04.9 | 0:56.0 | 89 | ⑤●●●● | S | 20 |
| 6 | | | | | | 1:54.4 | 90 | | | |
| 25 DURLANIK Zeynep Elif TUR | | | | | | | | | | |
| 0 | 0:24.7 | 0:04.0 | 0:04.7 | 0:04.2 | 0:03.7 | 0:44.5 | 58 | ④⑤③②① | P | 12 |
| 0 | 0:21.3 | 0:03.3 | 0:04.1 | 0:03.4 | 0:03.6 | 0:39.3 | 46 | ④⑤③②① | S | 16 |
| 0 | | | | | | 1:23.8 | 51 | | | |
| 26 MELTONIANI Lizi GEO | | | | | | | | | | |
| 2 | 0:39.5 | <u>0:05.7</u> | 0:08.4 | <u>0:07.1</u> | 0:06.0 | 1:13.3 | 97 | ①●③●⑤ | P | 13 |
| 5 | <u>0:36.5</u> | <u>0:06.4</u> | <u>0:06.1</u> | <u>0:07.0</u> | <u>0:06.0</u> | 1:02.0 | 92 | ●●●●● | S | 25 |
| 7 | | | | | | 2:15.3 | 94 | | | |
| 27 VOZELJ Tais SLO | | | | | | | | | | |
| 2 | <u>0:20.8</u> | 0:04.3 | 0:03.3 | <u>0:02.2</u> | 0:03.0 | 0:37.7 | 30 | ⑤●③②● | P | 4 |
| 0 | 0:21.8 | 0:02.6 | 0:02.1 | 0:02.0 | 0:02.4 | 0:34.0 | 21 | ⑤④③②① | S | 18 |
| 2 | | | | | | 1:11.7 | 25 | | | |
| 28 DMYTRENKO Valeriya UKR | | | | | | | | | | |
| 1 | 0:21.7 | 0:02.6 | 0:04.6 | 0:02.4 | <u>0:02.4</u> | 0:38.6 | 32 | ①②③④● | P | 5 |
| 1 | 0:17.2 | 0:03.4 | <u>0:02.9</u> | 0:02.1 | 0:02.6 | 0:32.2 | 14 | ①②●④⑤ | S | 16 |
| 2 | | | | | | 1:10.8 | 22 | | | |
| 29 GARCIANDIA Olga ESP | | | | | | | | | | |
| 4 | 0:30.0 | <u>0:10.2</u> | <u>0:11.9</u> | <u>0:10.9</u> | <u>0:07.5</u> | 1:19.1 | 98 | ①●●●● | P | 11 |
| 3 | <u>0:22.8</u> | <u>0:10.7</u> | 0:12.2 | <u>0:11.3</u> | 0:04.0 | 1:06.2 | 96 | ●●③●⑤ | S | 25 |
| 7 | | | | | | 2:25.3 | 98 | | | |
| 30 BARMETTLER Flavia SUI | | | | | | | | | | |
| 1 | 0:17.9 | 0:05.3 | <u>0:04.2</u> | 0:04.2 | 0:04.1 | 0:41.4 | 43 | ①②●④⑤ | P | 8 |
| 2 | 0:18.3 | <u>0:03.8</u> | 0:03.6 | <u>0:03.7</u> | 0:04.7 | 0:38.7 | 38 | ⑤●③●① | S | 16 |
| 3 | | | | | | 1:20.1 | 40 | | | |





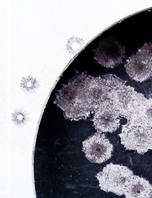
Licensed to: Langlauf- und Biathlonzen

IBU JUNIOR CUP BIATHLON SPRINT JUNIOR WOMEN 7,5 km

Obertilliach, AUSTRIA 09.12.2017 10:00

| P | 1S | 2S | 3S | 4S | 5S | ShTm | Rnk | Sht.img. | P/S | La |
|-----------------------------|---------------|---------------|---------------|---------------|---------------|---------------|-----------|-----------|-----|----|
| 31 ROUSSEAU Shilo Luca CAN | | | | | | | | | | |
| 3 | <u>0:25.2</u> | <u>0:04.8</u> | 0:04.5 | <u>0:03.4</u> | 0:04.2 | 0:49.9 | 76 | ⑤ ● ③ ● ● | P | 7 |
| 1 | <u>0:20.0</u> | 0:05.3 | 0:04.2 | 0:05.5 | 0:04.7 | 0:44.0 | 67 | ● ② ③ ④ ⑤ | S | 17 |
| 4 | | | | | | 1:33.9 | 73 | | | |
| 32 TOMASZEWSKA Natalia POL | | | | | | | | | | |
| 1 | <u>0:25.2</u> | 0:04.3 | 0:03.1 | 0:03.0 | 0:03.0 | 0:43.0 | 51 | ● ② ③ ④ ⑤ | P | 15 |
| 1 | 0:23.8 | 0:03.3 | <u>0:02.6</u> | 0:02.9 | 0:03.1 | 0:39.0 | 42 | ● ② ① ④ ⑤ | S | 18 |
| 2 | | | | | | 1:22.0 | 47 | | | |
| 33 MEZDREA Andreea ROU | | | | | | | | | | |
| 1 | 0:22.2 | 0:04.0 | <u>0:03.8</u> | 0:04.0 | 0:03.6 | 0:43.1 | 52 | ⑤ ④ ● ② ① | P | 1 |
| 3 | <u>0:16.4</u> | <u>0:04.6</u> | 0:04.8 | <u>0:03.3</u> | 0:03.0 | 0:32.1 | 13 | ⑤ ● ③ ● ● | S | 17 |
| 4 | | | | | | 1:15.2 | 33 | | | |
| 34 PLAMADEALA Magdalena MDA | | | | | | | | | | |
| 3 | <u>0:38.3</u> | <u>0:08.5</u> | 0:18.1 | 0:07.0 | <u>0:06.6</u> | 1:26.2 | 99 | ● ④ ③ ● ● | P | 12 |
| 2 | <u>0:24.2</u> | 0:07.4 | 0:06.0 | <u>0:05.4</u> | 0:06.3 | 0:52.6 | 84 | ⑤ ● ③ ② ● | S | 25 |
| 5 | | | | | | 2:18.8 | 96 | | | |
| 35 RASSKAZOVA Anastasii RUS | | | | | | | | | | |
| 0 | 0:16.5 | 0:04.4 | 0:04.1 | 0:03.5 | 0:04.2 | 0:36.7 | 23 | ⑤ ④ ③ ② ① | P | 2 |
| 2 | 0:13.0 | <u>0:03.0</u> | 0:03.9 | 0:03.2 | <u>0:03.3</u> | 0:26.4 | 2 | ① ● ③ ④ ● | S | 16 |
| 2 | | | | | | 1:03.1 | 3 | | | |
| 36 KRYVONOS Anna UKR | | | | | | | | | | |
| 1 | 0:19.5 | 0:04.5 | <u>0:02.6</u> | 0:02.7 | 0:02.5 | 0:35.7 | 18 | ① ② ● ④ ⑤ | P | 4 |
| 2 | <u>0:17.8</u> | 0:07.4 | <u>0:02.4</u> | 0:04.8 | 0:02.6 | 0:39.2 | 45 | ● ② ● ⑤ ④ | S | 20 |
| 3 | | | | | | 1:14.9 | 30 | | | |
| 37 REMENOVA Maria SVK | | | | | | | | | | |
| 3 | <u>0:24.1</u> | 0:03.8 | 0:03.2 | <u>0:02.8</u> | <u>0:03.2</u> | 0:42.4 | 48 | ● ② ③ ● ● | P | 14 |
| 1 | 0:20.7 | 0:06.2 | 0:03.5 | 0:04.6 | <u>0:05.6</u> | 0:46.0 | 74 | ① ② ③ ④ ● | S | 21 |
| 4 | | | | | | 1:28.4 | 60 | | | |
| 38 KIM Mingyeong KOR | | | | | | | | | | |
| 2 | 0:28.2 | <u>0:05.6</u> | 0:05.5 | 0:03.4 | <u>0:03.1</u> | 0:50.9 | 79 | ● ④ ③ ● ① | P | 13 |
| 1 | 0:21.5 | 0:04.4 | 0:03.4 | 0:03.4 | <u>0:04.7</u> | 0:41.6 | 58 | ● ④ ③ ② ① | S | 16 |
| 3 | | | | | | 1:32.5 | 68 | | | |
| 39 HEGEDUS Kitti HUN | | | | | | | | | | |
| 1 | 0:23.5 | 0:05.0 | <u>0:05.3</u> | 0:04.2 | 0:03.7 | 0:46.8 | 66 | ⑤ ④ ● ② ① | P | 14 |
| 1 | 0:24.6 | <u>0:05.5</u> | 0:10.3 | 0:04.4 | 0:03.5 | 0:52.8 | 85 | ⑤ ④ ③ ● ① | S | 23 |
| 2 | | | | | | 1:39.6 | 81 | | | |
| 40 HAURYLKINA Volha BLR | | | | | | | | | | |
| 1 | 0:12.6 | <u>0:02.4</u> | 0:03.0 | 0:03.2 | 0:03.0 | 0:28.5 | 1 | ① ● ③ ④ ⑤ | P | 9 |
| 2 | <u>0:15.4</u> | <u>0:05.1</u> | 0:06.3 | 0:04.8 | 0:04.9 | 0:39.9 | 47 | ● ● ③ ④ ⑤ | S | 18 |
| 3 | | | | | | 1:08.4 | 17 | | | |





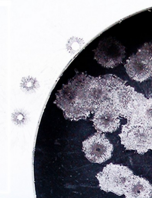
Licensed to: Langlauf- und Biathlonzen

IBU JUNIOR CUP BIATHLON SPRINT JUNIOR WOMEN 7,5 km

Obertilliach, AUSTRIA 09.12.2017 10:00

| P | 1S | 2S | 3S | 4S | 5S | ShTm | Rnk | Sht.img. | P/S | La |
|-----------------------------|---------------|---------------|---------------|---------------|---------------|---------------|-----------|-----------|-----|----|
| 41 GOWLING Gillian CAN | | | | | | | | | | |
| 2 | 0:21.7 | 0:03.1 | 0:03.0 | 0:03.0 | 0:03.1 | 0:37.0 | 26 | ⑤ ● ③ ● ① | P | 8 |
| 2 | 0:17.7 | 0:02.8 | 0:02.6 | 0:03.0 | 0:02.6 | 0:33.4 | 19 | ● ④ ③ ② ● | S | 20 |
| 4 | | | | | | 1:10.4 | 21 | | | |
| 42 VILZ Adriana BEL | | | | | | | | | | |
| 2 | 0:19.1 | 0:04.9 | 0:03.9 | 0:04.8 | 0:05.0 | 0:45.6 | 61 | ① ② ● ● ⑤ | P | 13 |
| 1 | 0:18.1 | 0:05.2 | 0:06.0 | 0:05.1 | 0:04.7 | 0:44.6 | 71 | ⑤ ④ ③ ● ① | S | 21 |
| 3 | | | | | | 1:30.2 | 63 | | | |
| 43 FUKUDA Hikaru JPN | | | | | | | | | | |
| 1 | 0:26.0 | 0:03.9 | 0:03.2 | 0:03.5 | 0:03.4 | 0:46.3 | 64 | ⑤ ④ ● ② ① | P | 6 |
| 4 | 0:24.9 | 0:04.3 | 0:03.9 | 0:03.1 | 0:03.4 | 0:44.6 | 70 | ● ● ● ② ● | S | 17 |
| 5 | | | | | | 1:30.9 | 65 | | | |
| 44 VANCSA Szilvia ROU | | | | | | | | | | |
| 0 | 0:25.2 | 0:04.0 | 0:04.0 | 0:04.0 | 0:03.3 | 0:46.1 | 62 | ⑤ ④ ③ ② ① | P | 11 |
| 2 | 0:21.5 | 0:02.9 | 0:04.0 | 0:04.0 | 0:02.7 | 0:41.1 | 54 | ● ● ③ ② ① | S | 19 |
| 2 | | | | | | 1:27.2 | 58 | | | |
| 45 AKHATOVA Lyudmila KAZ | | | | | | | | | | |
| 1 | 0:21.3 | 0:08.3 | 0:03.4 | 0:02.9 | 0:03.4 | 0:44.5 | 57 | ● ④ ③ ② ① | P | 15 |
| 0 | 0:19.5 | 0:06.1 | 0:03.2 | 0:02.6 | 0:02.6 | 0:38.1 | 37 | ① ② ③ ④ ⑤ | S | 18 |
| 1 | | | | | | 1:22.6 | 48 | | | |
| 46 GANDLER Anna AUT | | | | | | | | | | |
| 2 | 0:16.3 | 0:04.5 | 0:04.5 | 0:08.4 | 0:05.2 | 0:43.5 | 54 | ● ② ● ④ ⑤ | P | 1 |
| 2 | 0:16.4 | 0:04.6 | 0:03.2 | 0:04.5 | 0:03.9 | 0:36.9 | 33 | ● ② ③ ④ ● | S | 22 |
| 4 | | | | | | 1:20.4 | 43 | | | |
| 47 PUCE Ieva LAT | | | | | | | | | | |
| 2 | 0:27.0 | 0:03.5 | 0:02.4 | 0:02.6 | 0:02.9 | 0:42.2 | 47 | ① ② ● ④ ● | P | 15 |
| 1 | 0:26.8 | 0:03.9 | 0:03.6 | 0:03.6 | 0:03.3 | 0:44.5 | 68 | ⑤ ● ③ ② ① | S | 21 |
| 3 | | | | | | 1:26.7 | 57 | | | |
| 48 MIRZA Valentina MDA | | | | | | | | | | |
| 5 | 0:30.9 | 0:04.0 | 0:13.4 | 0:05.6 | 0:09.0 | 1:09.2 | 94 | ● ● ● ● ● | P | 10 |
| 1 | 0:22.6 | 0:03.4 | 0:03.4 | 0:03.2 | 0:03.3 | 0:42.3 | 61 | ⑤ ④ ● ② ① | S | 21 |
| 6 | | | | | | 1:51.5 | 88 | | | |
| 49 JEANMONNOT LAURENT L FRA | | | | | | | | | | |
| 0 | 0:20.0 | 0:03.1 | 0:03.4 | 0:02.9 | 0:02.8 | 0:37.3 | 27 | ⑤ ④ ③ ② ① | P | 5 |
| 0 | 0:16.8 | 0:03.8 | 0:02.9 | 0:03.2 | 0:03.3 | 0:34.0 | 22 | ⑤ ④ ③ ② ① | S | 20 |
| 0 | | | | | | 1:11.3 | 24 | | | |
| 50 HASIMOVIC Dzejlana SRB | | | | | | | | | | |
| 1 | 0:22.0 | 0:06.2 | 0:05.6 | 0:05.5 | 0:05.5 | 0:50.6 | 77 | ● ② ③ ④ ⑤ | P | 12 |
| 2 | 0:19.9 | 0:04.8 | 0:06.1 | 0:03.8 | 0:02.8 | 0:42.8 | 64 | ● ● ③ ④ ⑤ | S | 22 |
| 3 | | | | | | 1:33.4 | 71 | | | |





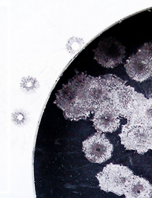
Licensed to: Langlauf- und Biathlonzen

IBU JUNIOR CUP BIATHLON SPRINT JUNIOR WOMEN 7,5 km

Obertilliach, AUSTRIA 09.12.2017 10:00

| P | 1S | 2S | 3S | 4S | 5S | ShTm | Rnk | Sht.img. | P/S | La |
|----------------------------|---------------|---------------|---------------|---------------|---------------|---------------|-----------|-----------|-----|----|
| 51 KOVACIC Vinka CRO | | | | | | | | | | |
| 2 | 0:21.2 | 0:03.5 | 0:04.0 | 0:03.8 | 0:04.4 | 0:41.8 | 44 | ① ● ● ④ ⑤ | P | 12 |
| 1 | 0:17.5 | 0:04.1 | 0:03.1 | 0:02.9 | 0:04.0 | 0:37.1 | 35 | ① ② ③ ④ ● | S | 18 |
| 3 | | | | | | 1:18.9 | 36 | | | |
| 52 ZHUZHGOVA Ksenia RUS | | | | | | | | | | |
| 1 | 0:17.7 | 0:04.1 | 0:04.0 | 0:02.8 | 0:02.8 | 0:35.4 | 16 | ⑤ ④ ③ ② ● | P | 2 |
| 0 | 0:14.4 | 0:02.1 | 0:02.1 | 0:02.4 | 0:02.3 | 0:27.0 | 4 | ⑤ ④ ③ ② ① | S | 18 |
| 1 | | | | | | 1:02.4 | 1 | | | |
| 53 LARDSCHNEIDER Irene ITA | | | | | | | | | | |
| 1 | 0:17.6 | 0:03.2 | 0:02.8 | 0:03.7 | 0:03.5 | 0:35.4 | 15 | ⑤ ④ ● ② ① | P | 6 |
| 2 | 0:18.1 | 0:03.8 | 0:02.8 | 0:02.7 | 0:02.5 | 0:33.9 | 20 | ● ④ ③ ● ① | S | 16 |
| 3 | | | | | | 1:09.3 | 19 | | | |
| 54 KLEMENCIC Polona SLO | | | | | | | | | | |
| 3 | 0:14.5 | 0:03.5 | 0:03.6 | 0:02.7 | 0:02.9 | 0:32.7 | 6 | ● ④ ③ ● ● | P | 8 |
| 1 | 0:19.5 | 0:02.5 | 0:02.5 | 0:02.4 | 0:02.7 | 0:34.7 | 25 | ⑤ ● ③ ② ① | S | 21 |
| 4 | | | | | | 1:07.4 | 12 | | | |
| 55 HOPKINS Sofie GBR | | | | | | | | | | |
| 2 | 0:26.7 | 0:06.2 | 0:05.8 | 0:05.7 | 0:05.1 | 0:56.8 | 87 | ● ④ ③ ② ● | P | 11 |
| 2 | 0:39.1 | 0:06.5 | 0:06.3 | 0:06.2 | 0:16.5 | 1:19.2 | 98 | ⑤ ● ● ② ① | S | 27 |
| 4 | | | | | | 2:16.0 | 95 | | | |
| 56 BENED Camille FRA | | | | | | | | | | |
| 0 | 0:18.4 | 0:03.6 | 0:03.8 | 0:03.5 | 0:03.5 | 0:36.7 | 22 | ① ② ③ ④ ⑤ | P | 5 |
| 0 | 0:17.0 | 0:02.9 | 0:02.8 | 0:03.7 | 0:02.2 | 0:31.6 | 9 | ① ② ③ ④ ⑤ | S | 17 |
| 0 | | | | | | 1:08.3 | 16 | | | |
| 57 DINDAITE Raminta LTU | | | | | | | | | | |
| 0 | 0:22.6 | 0:03.4 | 0:03.7 | 0:03.4 | 0:03.4 | 0:41.0 | 42 | ① ② ③ ④ ⑤ | P | 15 |
| 2 | 0:18.4 | 0:04.4 | 0:03.7 | 0:03.5 | 0:04.2 | 0:39.2 | 44 | ① ② ● ● ⑤ | S | 19 |
| 2 | | | | | | 1:20.2 | 42 | | | |
| 58 GEMBICKA Daria POL | | | | | | | | | | |
| 1 | 0:31.8 | 0:05.6 | 0:03.9 | 0:03.0 | 0:04.7 | 0:53.5 | 84 | ① ② ③ ● ⑤ | P | 13 |
| 4 | 0:27.3 | 0:03.1 | 0:03.5 | 0:12.0 | 0:03.6 | 0:54.6 | 86 | ① ● ● ● ● | S | 17 |
| 5 | | | | | | 1:48.1 | 85 | | | |
| 59 SCHNEIDER Sophia GER | | | | | | | | | | |
| 0 | 0:18.7 | 0:04.0 | 0:04.0 | 0:03.8 | 0:03.6 | 0:37.8 | 31 | ① ② ③ ④ ⑤ | P | 3 |
| 1 | 0:14.5 | 0:03.9 | 0:04.3 | 0:03.9 | 0:04.2 | 0:34.7 | 26 | ① ● ③ ④ ⑤ | S | 23 |
| 1 | | | | | | 1:12.5 | 26 | | | |
| 60 VIILUKAS Anneliis EST | | | | | | | | | | |
| 1 | 0:21.3 | 0:04.5 | 0:03.9 | 0:04.3 | 0:03.9 | 0:47.7 | 68 | ⑤ ④ ● ② ① | P | 3 |
| 2 | 0:15.0 | 0:04.5 | 0:04.0 | 0:02.7 | 0:02.8 | 0:34.0 | 23 | ● ● ③ ② ① | S | 19 |
| 3 | | | | | | 1:21.7 | 44 | | | |





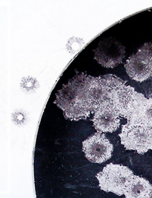
Licensed to: Langlauf- und Biathlonzen

IBU JUNIOR CUP BIATHLON SPRINT JUNIOR WOMEN 7,5 km

Obertilliach, AUSTRIA 09.12.2017 10:00

| P | 1S | 2S | 3S | 4S | 5S | ShTm | Rnk | Sht.img. | P/S | La |
|-----------------------------|---------------|---------------|---------------|---------------|---------------|---------------|-----------|-----------|-----|----|
| 61 DMYTRENKO Khrystyna UKR | | | | | | | | | | |
| 1 | 0:17.6 | 0:03.1 | 0:03.2 | 0:03.3 | 0:03.2 | 0:33.9 | 10 | ① ● ③ ④ ⑤ | P | 4 |
| 1 | 0:18.5 | 0:04.6 | 0:03.2 | 0:04.1 | 0:03.0 | 0:37.3 | 36 | ⑤ ④ ③ ● ① | S | 18 |
| 2 | | | | | | 1:11.2 | 23 | | | |
| 62 LAHDELMA Saana FIN | | | | | | | | | | |
| 0 | 0:19.1 | 0:02.6 | 0:02.4 | 0:02.6 | 0:04.1 | 0:34.8 | 11 | ⑤ ④ ③ ② ① | P | 8 |
| 2 | 0:20.0 | 0:03.1 | 0:02.4 | 0:02.4 | 0:03.2 | 0:34.3 | 24 | ① ② ③ ● ● | S | 17 |
| 2 | | | | | | 1:09.1 | 18 | | | |
| 63 TUMUR Ariunbold MGL | | | | | | | | | | |
| 4 | 0:22.7 | 0:04.4 | 0:04.3 | 0:05.1 | 0:04.3 | 0:48.0 | 70 | ① ● ● ● ● | P | 4 |
| 3 | 0:27.7 | 0:07.2 | 0:04.7 | 0:06.7 | 0:05.1 | 0:57.5 | 90 | ● ② ● ● ⑤ | S | 24 |
| 7 | | | | | | 1:45.5 | 84 | | | |
| 64 JEREMIASSEN Nukarleg GRL | | | | | | | | | | |
| 3 | 0:34.0 | 0:07.2 | 0:05.2 | 0:06.7 | 0:06.6 | 1:07.1 | 92 | ● ④ ● ② ● | P | 8 |
| 3 | 0:30.6 | 0:17.3 | 0:07.4 | 0:07.6 | 0:06.4 | 1:15.9 | 97 | ⑤ ④ ● ● ● | S | 21 |
| 6 | | | | | | 2:23.0 | 97 | | | |
| 65 SAUTER Marina GER | | | | | | | | | | |
| 0 | 0:17.7 | 0:03.1 | 0:02.8 | 0:02.9 | 0:02.6 | 0:33.8 | 8 | ① ② ③ ④ ⑤ | P | 3 |
| 0 | 0:15.7 | 0:03.5 | 0:02.7 | 0:08.2 | 0:03.1 | 0:36.5 | 31 | ⑤ ④ ③ ② ① | S | 18 |
| 0 | | | | | | 1:10.3 | 20 | | | |
| 66 SANNIKOVA Ekaterina RUS | | | | | | | | | | |
| 2 | 0:14.5 | 0:04.2 | 0:02.2 | 0:02.2 | 0:02.1 | 0:28.9 | 2 | ⑤ ● ③ ② ● | P | 2 |
| 1 | 0:13.0 | 0:02.6 | 0:05.5 | 0:02.7 | 0:07.3 | 0:35.2 | 27 | ⑤ ④ ③ ② ● | S | 20 |
| 3 | | | | | | 1:04.1 | 6 | | | |
| 67 VINKLARKOVA Tereza CZE | | | | | | | | | | |
| 1 | 0:18.4 | 0:04.7 | 0:04.0 | 0:04.0 | 0:04.0 | 0:38.8 | 34 | ① ② ③ ④ ● | P | 10 |
| 1 | 0:18.6 | 0:05.8 | 0:04.9 | 0:04.7 | 0:05.3 | 0:43.0 | 65 | ● ② ③ ④ ⑤ | S | 28 |
| 2 | | | | | | 1:21.8 | 46 | | | |
| 68 SCHREDER Anna-Maria AUT | | | | | | | | | | |
| 1 | 0:17.7 | 0:03.8 | 0:03.5 | 0:06.1 | 0:03.9 | 0:40.9 | 41 | ① ② ● ④ ⑤ | P | 3 |
| 1 | 0:14.4 | 0:03.2 | 0:02.6 | 0:03.1 | 0:03.7 | 0:32.6 | 15 | ● ② ③ ④ ⑤ | S | 17 |
| 2 | | | | | | 1:13.5 | 28 | | | |
| 69 SUCHA Petra CZE | | | | | | | | | | |
| 1 | 0:19.8 | 0:03.7 | 0:03.5 | 0:03.3 | 0:03.0 | 0:39.2 | 36 | ⑤ ④ ③ ② ● | P | 6 |
| 2 | 0:23.7 | 0:14.0 | 0:03.6 | 0:02.8 | 0:05.9 | 0:55.2 | 88 | ① ● ● ④ ⑤ | S | 17 |
| 3 | | | | | | 1:34.4 | 74 | | | |
| 70 PASTEUR Coline FRA | | | | | | | | | | |
| 1 | 0:20.2 | 0:05.7 | 0:03.9 | 0:04.4 | 0:03.9 | 0:44.2 | 56 | ③ ② ● ④ ⑤ | P | 2 |
| 2 | 0:18.3 | 0:03.4 | 0:03.3 | 0:06.1 | 0:04.3 | 0:40.3 | 51 | ● ④ ● ② ① | S | 19 |
| 3 | | | | | | 1:24.5 | 53 | | | |





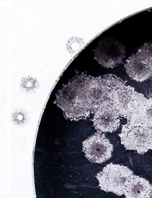
Licensed to: Langlauf- und Biathlonzen

IBU JUNIOR CUP BIATHLON SPRINT JUNIOR WOMEN 7,5 km

Obertilliach, AUSTRIA 09.12.2017 10:00

| P | 1S | 2S | 3S | 4S | 5S | ShTm | Rnk | Sht.img. | P/S | La |
|-----------------------------|---------------|---------------|---------------|---------------|---------------|---------------|-----------|----------|-----|----|
| 71 OBERTHALER Kristina AUT | | | | | | | | | | |
| 0 | 0:16.5 | 0:03.9 | 0:03.7 | 0:03.8 | 0:03.6 | 0:37.3 | 28 | ⑤④③②① | P | 1 |
| 1 | 0:19.5 | 0:05.0 | 0:04.2 | 0:03.4 | 0:03.4 | 0:38.9 | 40 | ⑤④③●① | S | 18 |
| 1 | | | | | | 1:16.2 | 34 | | | |
| 72 SILVENSKY Nina GER | | | | | | | | | | |
| 0 | 0:19.2 | 0:03.7 | 0:04.0 | 0:03.6 | 0:03.4 | 0:38.8 | 33 | ①②③④⑤ | P | 3 |
| 1 | 0:17.7 | 0:04.2 | 0:04.0 | 0:03.3 | 0:07.0 | 0:40.3 | 49 | ●⑤③②① | S | 19 |
| 1 | | | | | | 1:19.1 | 37 | | | |
| 73 SINANOVIC Berina SRB | | | | | | | | | | |
| 3 | 0:23.4 | 0:06.2 | 0:05.4 | 0:06.2 | 0:05.0 | 0:52.7 | 82 | ●④③●● | P | 7 |
| 3 | 0:17.7 | 0:04.7 | 0:02.8 | 0:02.7 | 0:06.1 | 0:38.8 | 39 | ●●③②● | S | 21 |
| 6 | | | | | | 1:31.5 | 66 | | | |
| 74 GOREEVA Anastasiia RUS | | | | | | | | | | |
| 0 | 0:16.4 | 0:03.4 | 0:03.0 | 0:03.0 | 0:02.8 | 0:32.3 | 5 | ①②③④⑤ | P | 2 |
| 2 | 0:14.1 | 0:03.7 | 0:03.1 | 0:03.7 | 0:02.8 | 0:31.5 | 8 | ①●●④⑤ | S | 23 |
| 2 | | | | | | 1:03.8 | 5 | | | |
| 75 LACZKO Evelin-Vivien ROU | | | | | | | | | | |
| 3 | 0:24.3 | 0:03.7 | 0:05.2 | 0:04.1 | 0:05.0 | 0:47.1 | 67 | ①●●●⑤ | P | 10 |
| 2 | 0:27.6 | 0:04.4 | 0:05.0 | 0:04.3 | 0:04.0 | 0:49.7 | 81 | ①●③●⑤ | S | 24 |
| 5 | | | | | | 1:36.8 | 77 | | | |
| 76 MIZUKI Aya JPN | | | | | | | | | | |
| 1 | 0:25.8 | 0:05.4 | 0:05.0 | 0:04.2 | 0:05.2 | 0:51.4 | 81 | ⑤●③②① | P | 12 |
| 3 | 0:26.3 | 0:04.2 | 0:04.1 | 0:06.9 | 0:04.0 | 0:51.5 | 83 | ⑤④●●● | S | 17 |
| 4 | | | | | | 1:42.9 | 83 | | | |
| 77 TODOROVSKA Viktorija MKD | | | | | | | | | | |
| 1 | 0:30.4 | 0:09.3 | 0:10.2 | 0:07.9 | 0:07.2 | 1:10.8 | 96 | ①②③④● | P | 11 |
| 2 | 0:23.7 | 0:08.6 | 0:08.8 | 0:06.5 | 0:05.7 | 0:59.5 | 91 | ●●③④⑤ | S | 19 |
| 3 | | | | | | 2:10.3 | 93 | | | |
| 78 SLETTEMARK Ukaleq As GRL | | | | | | | | | | |
| 3 | 0:17.3 | 0:04.2 | 0:03.9 | 0:03.5 | 0:03.5 | 0:39.1 | 35 | ●②●●⑤ | P | 5 |
| 0 | 0:18.3 | 0:04.4 | 0:03.5 | 0:03.7 | 0:03.9 | 0:39.0 | 43 | ①②③④⑤ | S | 24 |
| 3 | | | | | | 1:18.1 | 35 | | | |
| 79 BOTET Paula FRA | | | | | | | | | | |
| 1 | 0:19.0 | 0:03.8 | 0:03.3 | 0:02.2 | 0:02.4 | 0:35.6 | 17 | ⑤④③②● | P | 2 |
| 1 | 0:15.4 | 0:02.6 | 0:02.5 | 0:02.6 | 0:04.4 | 0:31.9 | 11 | ⑤●③②① | S | 19 |
| 2 | | | | | | 1:07.5 | 13 | | | |
| 80 KIM Sangeun KOR | | | | | | | | | | |
| 1 | 0:22.5 | 0:04.1 | 0:04.3 | 0:05.1 | 0:04.1 | 0:46.4 | 65 | ⑤④③②● | P | 12 |
| 2 | 0:20.7 | 0:03.6 | 0:03.0 | 0:04.0 | 0:03.8 | 0:41.0 | 53 | ⑤④③●● | S | 19 |
| 3 | | | | | | 1:27.4 | 59 | | | |





Licensed to: Langlauf- und Biathlonzen

IBU JUNIOR CUP BIATHLON SPRINT JUNIOR WOMEN 7,5 km

Obertilliach, AUSTRIA 09.12.2017 10:00

| P | 1S | 2S | 3S | 4S | 5S | ShTm | Rnk | Sht.img. | P/S | La |
|---|----|----|----|----|----|------|-----|----------|-----|----|
|---|----|----|----|----|----|------|-----|----------|-----|----|

81 MATVIJENKO Julija LAT

| | | | | | | | | | | |
|----------|--------|--------|--------|--------|--------|---------------|-----------|-----------|---|----|
| 0 | 0:23.8 | 0:04.7 | 0:04.4 | 0:03.8 | 0:05.1 | 0:45.6 | 60 | ③ ② ① ⑤ ④ | P | 10 |
| 0 | 0:20.6 | 0:16.2 | 0:04.1 | 0:04.4 | 0:11.7 | 1:02.5 | 93 | ① ② ③ ④ ⑤ | S | 20 |
| 0 | | | | | | 1:48.1 | 86 | | | |

82 BOTSTARJOVA Alina EST

| | | | | | | | | | | |
|----------|---------------|---------------|--------|---------------|---------------|---------------|-----------|-----------|---|----|
| 4 | 0:26.2 | 0:05.6 | 0:07.2 | 0:03.7 | 0:03.3 | 0:50.8 | 78 | ● ● ③ ● ● | P | 13 |
| 2 | 0:21.7 | 0:05.3 | 0:04.0 | 0:03.1 | 0:03.0 | 0:42.4 | 62 | ⑤ ● ③ ● ① | S | 19 |
| 6 | | | | | | 1:33.2 | 70 | | | |

83 KEBINGER Hanna GER

| | | | | | | | | | | |
|----------|--------|--------|---------------|---------------|--------|---------------|-----------|-----------|---|----|
| 1 | 0:27.0 | 0:03.5 | 0:03.4 | 0:03.4 | 0:06.9 | 0:49.5 | 75 | ① ② ③ ● ⑤ | P | 3 |
| 1 | 0:21.0 | 0:04.9 | 0:03.1 | 0:05.6 | 0:03.3 | 0:42.3 | 60 | ⑤ ④ ● ② ① | S | 17 |
| 2 | | | | | | 1:31.8 | 67 | | | |

84 VINDISAR Nika SLO

| | | | | | | | | | | |
|----------|---------------|---------------|---------------|--------|--------|---------------|-----------|-----------|---|----|
| 2 | 0:18.8 | 0:03.0 | 0:02.3 | 0:02.2 | 0:02.1 | 0:35.1 | 13 | ⑤ ④ ● ● ① | P | 8 |
| 1 | 0:16.3 | 0:02.6 | 0:02.3 | 0:02.0 | 0:02.7 | 0:30.8 | 6 | ⑤ ④ ③ ② ● | S | 21 |
| 3 | | | | | | 1:05.9 | 10 | | | |

85 MACHYNIKOVA Julia SVK

| | | | | | | | | | | |
|----------|--------|---------------|---------------|--------|--------|---------------|-----------|-----------|---|----|
| 1 | 0:31.6 | 0:05.1 | 0:02.8 | 0:02.5 | 0:10.0 | 0:55.7 | 86 | ⑤ ④ ● ② ① | P | 10 |
| 1 | 0:20.7 | 0:02.8 | 0:08.1 | 0:02.3 | 0:02.0 | 0:41.2 | 56 | ⑤ ④ ③ ● ① | S | 18 |
| 2 | | | | | | 1:36.9 | 78 | | | |

86 PICZURA Magda POL

| | | | | | | | | | | |
|----------|---------------|--------|---------------|--------|--------|---------------|-----------|-----------|---|----|
| 1 | 0:23.3 | 0:03.8 | 0:02.7 | 0:02.5 | 0:02.6 | 0:39.4 | 39 | ⑤ ④ ③ ② ● | P | 15 |
| 1 | 0:20.7 | 0:02.8 | 0:02.9 | 0:02.7 | 0:02.6 | 0:35.7 | 29 | ⑤ ④ ● ② ① | S | 20 |
| 2 | | | | | | 1:15.1 | 32 | | | |

87 KOVALENKO Hanna UKR

| | | | | | | | | | | |
|----------|--------|---------------|---------------|---------------|--------|---------------|-----------|-----------|---|----|
| 0 | 0:24.4 | 0:04.6 | 0:06.4 | 0:04.9 | 0:04.7 | 0:48.6 | 72 | ① ② ③ ④ ⑤ | P | 4 |
| 3 | 0:21.0 | 0:04.4 | 0:04.3 | 0:05.4 | 0:04.5 | 0:44.6 | 69 | ① ● ● ● ⑤ | S | 17 |
| 3 | | | | | | 1:33.2 | 69 | | | |

88 KYPIACHENKOVA Liubov UKR

| | | | | | | | | | | |
|----------|--------|--------|--------|--------|---------------|---------------|-----------|-----------|---|----|
| 0 | 0:17.2 | 0:04.1 | 0:03.4 | 0:03.8 | 0:03.2 | 0:35.3 | 14 | ⑤ ④ ③ ② ① | P | 6 |
| 1 | 0:16.4 | 0:02.5 | 0:02.4 | 0:02.8 | 0:03.5 | 0:31.9 | 12 | ● ④ ③ ② ① | S | 16 |
| 1 | | | | | | 1:07.2 | 11 | | | |

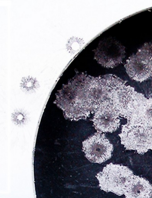
89 KONSHINA Iuliia RUS

| | | | | | | | | | | |
|----------|---------------|---------------|--------|--------|--------|---------------|-----------|-----------|---|----|
| 2 | 0:19.5 | 0:03.5 | 0:07.6 | 0:03.3 | 0:03.6 | 0:42.2 | 46 | ⑤ ④ ③ ● ● | P | 2 |
| 0 | 0:21.0 | 0:04.2 | 0:04.2 | 0:03.2 | 0:04.6 | 0:41.2 | 55 | ⑤ ④ ③ ② ① | S | 16 |
| 2 | | | | | | 1:23.4 | 49 | | | |

90 ANDRAS Vivien-Bernad ROU

| | | | | | | | | | | |
|----------|---------------|---------------|--------|--------|--------|---------------|-----------|-----------|---|----|
| 2 | 0:26.3 | 0:07.1 | 0:13.2 | 0:06.6 | 0:07.5 | 1:07.2 | 93 | ● ● ③ ④ ⑤ | P | 7 |
| 1 | 0:19.9 | 0:07.7 | 0:07.0 | 0:07.5 | 0:08.8 | 0:55.1 | 87 | ● ② ③ ④ ⑤ | S | 16 |
| 3 | | | | | | 2:02.3 | 91 | | | |






Licensed to: Langlauf- und Biathlonzen

IBU JUNIOR CUP BIATHLON SPRINT JUNIOR WOMEN 7,5 km

Obertilliach, AUSTRIA 09.12.2017 10:00

| P | 1S | 2S | 3S | 4S | 5S | ShTm | Rnk | Sht.img. | P/S | La |
|------------------------------|---------------|---------------|---------------|---------------|---------------|---------------|-----------|----------|-----|----|
| 91 ZADRAVEC Nina SLO | | | | | | | | | | |
| 0 | 0:15.4 | 0:03.0 | 0:03.0 | 0:02.8 | 0:03.0 | 0:31.5 | 4 | ⑤④③②① | P | 8 |
| 3 | <u>0:15.7</u> | 0:03.2 | <u>0:03.2</u> | <u>0:04.2</u> | 0:02.9 | 0:33.1 | 18 | ●⑤●②● | S | 18 |
| 3 | | | | | | 1:04.6 | 8 | | | |
| 92 KIM Juran KOR | | | | | | | | | | |
| 3 | <u>0:29.5</u> | 0:03.1 | <u>0:03.4</u> | 0:02.6 | <u>0:03.1</u> | 0:48.6 | 73 | ●④●②● | P | 15 |
| 4 | <u>0:27.5</u> | <u>0:03.5</u> | <u>0:03.3</u> | 0:02.4 | <u>0:02.8</u> | 0:44.9 | 72 | ●④●●● | S | 18 |
| 7 | | | | | | 1:33.5 | 72 | | | |
| 93 GUIGONNAT Gilonne FRA | | | | | | | | | | |
| 3 | <u>0:21.7</u> | <u>0:16.2</u> | 0:07.5 | <u>0:04.0</u> | 0:06.8 | 1:03.4 | 89 | ⑤●③●● | P | 5 |
| 2 | <u>0:18.5</u> | 0:08.6 | <u>0:05.1</u> | 0:09.1 | 0:03.5 | 0:50.0 | 82 | ⑤④●②● | S | 20 |
| 5 | | | | | | 1:53.4 | 89 | | | |
| 94 LIIV Lisbeth EST | | | | | | | | | | |
| 2 | 0:19.0 | <u>0:03.1</u> | <u>0:03.0</u> | 0:03.3 | 0:03.3 | 0:36.8 | 25 | ⑤④●●① | P | 7 |
| 2 | 0:18.6 | 0:03.6 | <u>0:03.1</u> | <u>0:02.8</u> | 0:03.7 | 0:36.6 | 32 | ●⑤●②① | S | 23 |
| 4 | | | | | | 1:13.4 | 27 | | | |
| 95 REMENOVA Zuzana SVK | | | | | | | | | | |
| 2 | 0:25.2 | 0:05.2 | <u>0:04.6</u> | 0:07.0 | <u>0:04.0</u> | 0:51.4 | 80 | ①②●④● | P | 13 |
| 3 | 0:18.8 | <u>0:04.3</u> | <u>0:03.0</u> | <u>0:03.2</u> | 0:03.4 | 0:38.9 | 41 | ①●●●⑤ | S | 18 |
| 5 | | | | | | 1:30.3 | 64 | | | |
| 96 PAWLICZEK Paulina POL | | | | | | | | | | |
| 2 | <u>0:20.6</u> | 0:02.5 | 0:02.1 | <u>0:02.0</u> | 0:02.4 | 0:33.9 | 9 | ●②③●⑤ | P | 5 |
| 0 | 0:15.6 | 0:02.4 | 0:02.3 | 0:01.9 | 0:02.4 | 0:28.7 | 5 | ①②③④⑤ | S | 21 |
| 2 | | | | | | 1:02.6 | 2 | | | |
| 98 FRUEHWIRT Juliane GER | | | | | | | | | | |
| 4 | <u>0:21.7</u> | 0:05.8 | <u>0:05.4</u> | <u>0:06.3</u> | <u>0:17.5</u> | 1:03.9 | 90 | ●②●●● | P | 2 |
| 1 | 0:17.3 | <u>0:04.7</u> | 0:04.0 | 0:03.1 | 0:02.9 | 0:35.6 | 28 | ⑤④③●① | S | 18 |
| 5 | | | | | | 1:39.5 | 80 | | | |
| 99 SYTNYK Hanna UKR | | | | | | | | | | |
| 0 | 0:22.6 | 0:04.0 | 0:05.0 | 0:04.0 | 0:03.8 | 0:42.6 | 49 | ①②③④⑤ | P | 4 |
| 0 | 0:16.9 | 0:04.2 | 0:07.7 | 0:03.8 | 0:04.7 | 0:41.2 | 57 | ①②③④⑤ | S | 22 |
| 0 | | | | | | 1:23.8 | 52 | | | |
| 100 STEINER Tamara AUT | | | | | | | | | | |
| 1 | 0:20.0 | 0:03.4 | <u>0:02.6</u> | 0:02.5 | 0:02.8 | 0:36.4 | 19 | ⑤④●②① | P | 1 |
| 1 | 0:15.1 | 0:02.5 | <u>0:03.3</u> | 0:03.0 | 0:02.8 | 0:31.8 | 10 | ⑤④●②① | S | 20 |
| 2 | | | | | | 1:08.2 | 15 | | | |
| 101 JOVANOVSKA Viktorija MKD | | | | | | | | | | |
| 4 | <u>0:22.9</u> | <u>0:06.1</u> | <u>0:07.1</u> | 0:03.6 | <u>0:03.8</u> | 0:49.0 | 74 | ●④●●● | P | 1 |
| 3 | <u>0:18.6</u> | 0:03.0 | <u>0:02.8</u> | 0:02.6 | <u>0:07.0</u> | 0:40.3 | 50 | ●④●②● | S | 30 |
| 7 | | | | | | 1:29.3 | 62 | | | |





Licensed to: Langlauf- und Biathlonzen

IBU JUNIOR CUP BIATHLON SPRINT JUNIOR WOMEN 7,5 km
Obertilliach, AUSTRIA 09.12.2017

Total shots recorded: 985, missed shots: 310 => 31.47%

Prone shots recorded: 495, missed shots: 147 => 29.7%

Standing shots recorded: 490, missed shots: 163 => 33.27%

Target usage **series / shots**

